

## **DS-3E1510P-SI(PS)** **Smart Managed 8-Port Gigabit PoE Switch**



Smart managed switches are developed by Hikvision, featuring easy management and maintenance. You can easily deploy, monitor and expand your security system anytime and anywhere with our software platforms. You can view the network topology, monitor the health of the network and receive device alarms in real time, which greatly reduces the cost of network operation and maintenance.

- 8 × gigabit PoE ports, and 2 × gigabit fiber optical ports.
- IEEE 802.3at/af standard for PoE ports and IEEE 802.1X.
- Network topology management, alarm push, network health monitor.
- Support CLI command line, Web network management, and Telnet, making device management more convenient. And support SSH2.0 and other encryption methods, making management more secure and support Access Control Lists (ACL). Support remote upgrade of devices through FTP and TFTP, SNMP v1/v2c/v3, Remote Network Monitoring (RMON),
- 6 kV surge protection for PoE ports.
- Internet Group Management Protocol (IGMP) (V1/V2/V3)
- AF/AT camera can reach up to 300 m in extend mode.
- PoE watchdog to auto detect and restart the cameras that do not respond.
- Various layer 2 management protocols such as STP (IEEE 802.1d), RSTP (IEEE 802.1w), and MSTP (IEEE 802.1s), 4K VLAN, link aggregation, SNMP(V1,V2,V3), QoS and so on.

## ▪ Specification

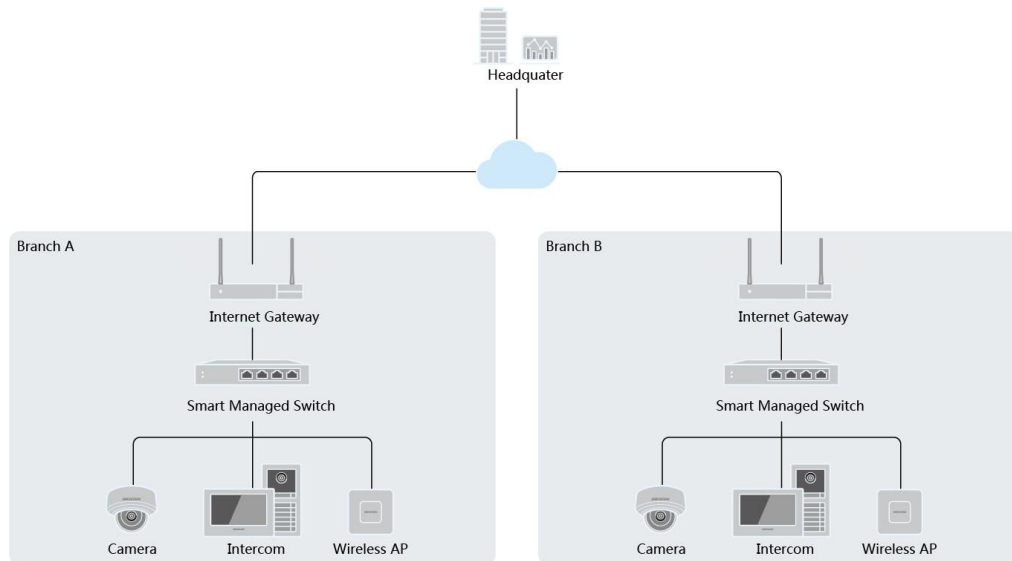
General	
Shell	Metal material
Net Weight	1.21 kg (2.67 lb)
Gross Weight	1.3 kg (2.87 lb)
Dimensions (W × H × D)	217.60 mm × 27.80 mm × 108.55 mm (8.57" × 1.09" × 4.27")
Operating Temperature	0 °C to 40 °C (32 °F to 104 °F)
Storage Temperature	-40 °C to 85 °C (-40 °F to 185 °F)
Operating Humidity	5% to 95% (no condensation)
Relative Humidity	5% to 95% (no condensation)
Power Supply	100~240 V AC, 50/60 Hz, Max. 2.5 A
Installation Mode	Desk-Mounted, Wall-Mounted
Max. Power Consumption	120 W
Power Consumption in Idle	7 W
Surge Protection	6 kV
Network Parameters	
Ports	8 × Gigabit PoE port, 2 × Gigabit fiber optical port
MAC Address Table	8 K
Switching Capacity	20 Gbps
Packet Forwarding Rate	14.88 Mpps
Internal Cache	4.1 Mbits
PoE Power Supply	
PoE Standard	IEEE 802.3af, IEEE 802.3at
PoE Power Pin	End-span: 1/2(+), 3/6(-);
PoE Port	PoE: Ports 1 to 8
Max. Port Power	30 W
PoE Power Budget	110 W
Software Function	
Long Range	Ports 1 to 8: up to 300 m. Long range performance may vary depend on camera model or cable condition.
Port Isolation	Ports 1 to 8: port isolation mode to improve network security. Ports in an isolation group cannot communicate with each other, but they can communicate with ports outside the isolation group.
PoE Watchdog	Ports 1 to 8: auto detect and restart the cameras that do not respond.
Link Aggregation	Link aggregation is used to aggregate multiple physical ports to form a logical port for load balancing, bandwidth expansion, and port protection. Support static link aggregation. Support 8 aggregation groups.
Loop Prevention	Loop prevention is used to prevent the switching network from forming loops, which will seriously affect network communication. Disabled by default. Support 802.1D STP.
VLAN	VLAN is used for network scale planning and network health improvement. Support 802.1Q. Configurable VLAN ID from 1-4094. Support Trunk, Access port mode. Support Max. 4094 VLAN.

QoS	QoS is used to allocate bandwidth to different services so as to provide end-to-end service quality assurance. Support port-based priority configuration. Support SP, WRR priority schedule mode.
HPP	Support one-click activation and remote management via Hik-Partner Pro. Functions supported: 1. Display the port rate. 2. Display the port bandwidth utilization rate. 3. Display the PoE power usage. 4. Display topology information. 5. Display the alarm status. 6. Restart ports and devices. 7. Enable port long-range mode. 8. Remotely upgrade the device.
System Maintenance	Remote upgrade, default parameters recovery, logs viewing, basic network parameters configuration, import and export configuration, time sync
Port Rate-Limiting	Port rate-limiting is used for port bandwidth adjustment to prevent network congestion.
Storm Control	Storm control is used to prevent switch ports from being blocked by broadcast or multicast storms in the LAN, which may affect network communication. Support port rate limiting based on broadcast, multicast, and unknown unicast packets.
<b>Approval</b>	
EMC	FCC (47 CFR Part 15, Subpart B); CE-EMC (EN 55032: 2015, EN IEC 61000-3-2: 2019, EN 61000-3-3: 2013+A1: 2019, EN 50130-4: 2011 +A1: 2014, EN 55035: 2017); IC (ICES-003: Issue 6); RCM (AS/NZS CISPR 32: 2015)
Safety	UL (UL 60950-1); CB (IEC 60950-1:2005, AMD1:2009, AMD2:2013, IEC 62368-1: 2014 (Second Edition); CE-LVD (EN 60950-1: 2006 + A11: 2009 +A1: 2010+A12: 2011+A2: 2013, EN 62368-1: 2014+A11: 2017)
Chemistry	CE-RoHS (2011/65/EU); WEEE (2012/19/EU); Reach (Regulation (EC) No.1907/2006)

## ▪ Available Model

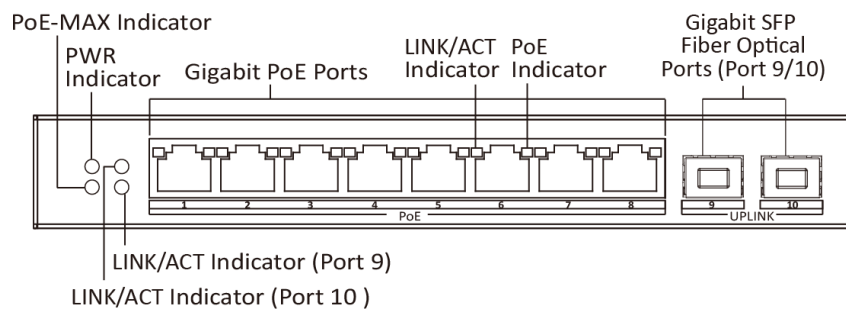
DS-3E1510P-SI(PS)

## ▪ Typical Application



## ▪ Physical Interface

### Front Panel



### Rear Panel







## ▪ Dimension (Unit: mm)



## ▪ Accessory

### ▪ Optional

HK-SFP-1.25G-20-1550 SFP Module	HK-SFP-1.25G-20-1310 SFP Module	HK-SFP-1.25G-1310-DF- MM SFP Module	HK-SFP-1.25G-20-1310- DF SFP Module
			

#### Headquarters

No.555 Qianmo Road, Binjiang District,  
Hangzhou 310051, China  
T +86-571-8807-5998  
www.hikvision.com



Follow us on social media to get the latest product and solution information.



Hikvision



HikvisionHQ



HikvisionHQ



Hikvision\_Global



Hikvision  
Corporate Channel



hikvisionhq