



How to Use DVR Coaxial Audio Preview and Playback Function

Title:	How to Use DVR Coaxial Audio Preview and Playback Function	Version:	v1.0	Date:	09/18/2020
Product:	DVR			Page:	1 of 5

Preparation

1. Camera: DS-2CE16H0T-ITFS
2. DVR: DS-7216HUHI-K2(S)

How to Use DVR Coaxial Audio Preview and Playback Function

● Applicable models

1. It is required that DVR and analog camera should support coaxial audio function, and the firmware version of DVR should be V4.21.000 or above.
2. The label pictures of DVR and analog camera which have (S) as below indicate that coaxial audio function is supported.



3. Common applicable models:


	DVR	Analog camera
Model	DS-7104/08/16HQHI-K1 (S)	DS-2CE16D0T-ITPFS
	DS-7204/08/16HQHI-K1 (S)	DS-2CE76D0T-ITPFS
	DS-7208/16HQHI-K2 (S)	DS-2CE76D0T-ITMFS
	DS-7104/08HUHI-K1 (S)	DS-2CE16H0T-ITPFS
	DS-7208HUHI-K1(S)	DS-2CE76H0T-ITMFS
	DS-7208/16HUHI-K2(S)	DS-2CE78H0T-IT3FS

● Basic settings

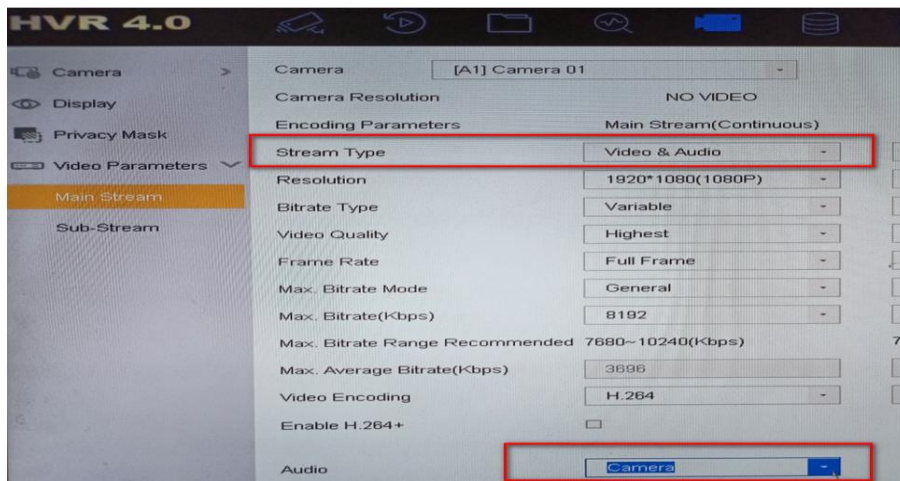
1. Connect the analog camera and DVR with coaxial cable.
2. Log in to the local GUI of DVR, configure and enable the audio function of camera

Title:	How to Use DVR Coaxial Audio Preview and Playback Function	Version:	v1.0	Date:	09/18/2020
Product:	DVR			Page:	2 of 5

through OSD menu.

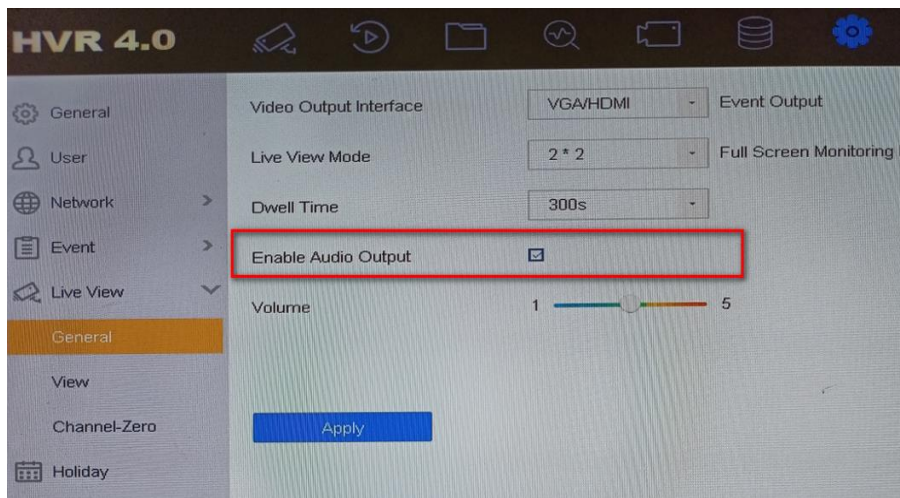


3. Set the camera access stream type as audio & video type then select the audio option as camera.



● Configure DVR coaxial audio preview function

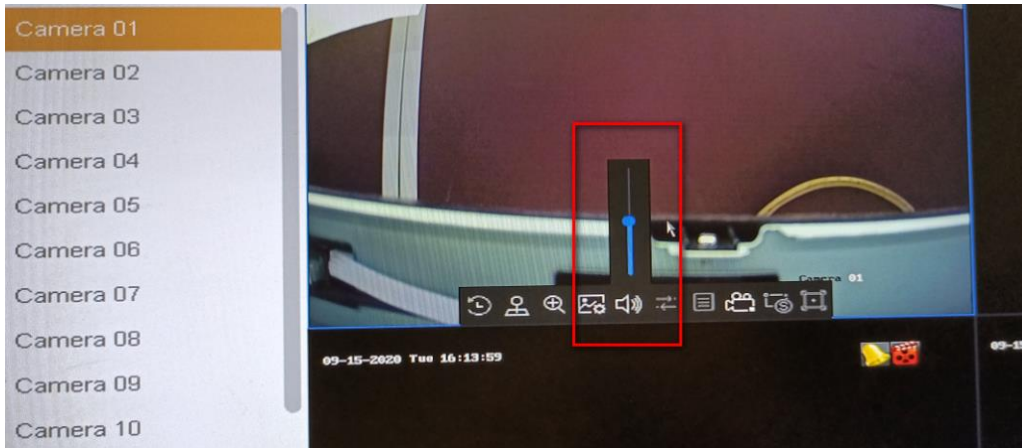
1. Enter the live view setting interface then enable audio.



2. Turn on the sound
Method1, on local GUI preview interface (A monitor which supports HDMI audio

Title:	How to Use DVR Coaxial Audio Preview and Playback Function	Version:	v1.0	Date:	09/18/2020
Product:	DVR			Page:	3 of 5

playing is required)

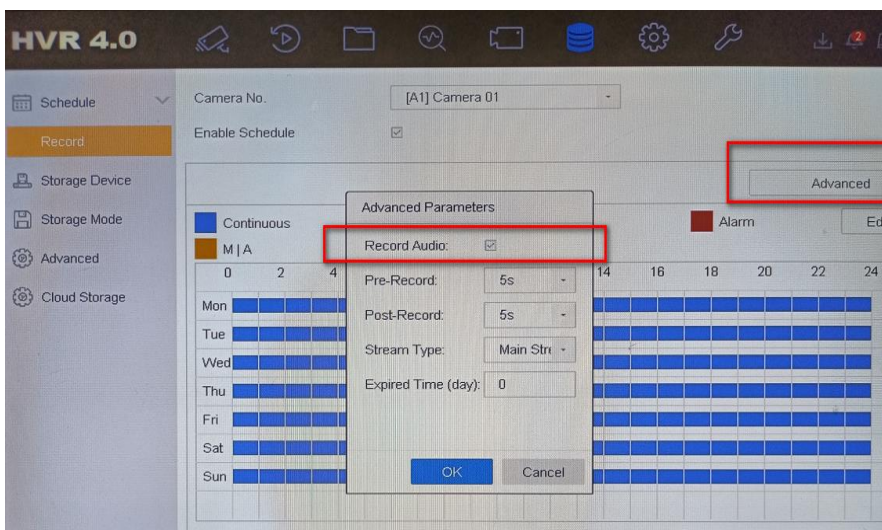


Method 2, on DVR web page preview interface



● Configure DVR coaxial audio recording and play back audio

1. Enable audio in recording schedule and recording schedule.



2. Turn on the sound

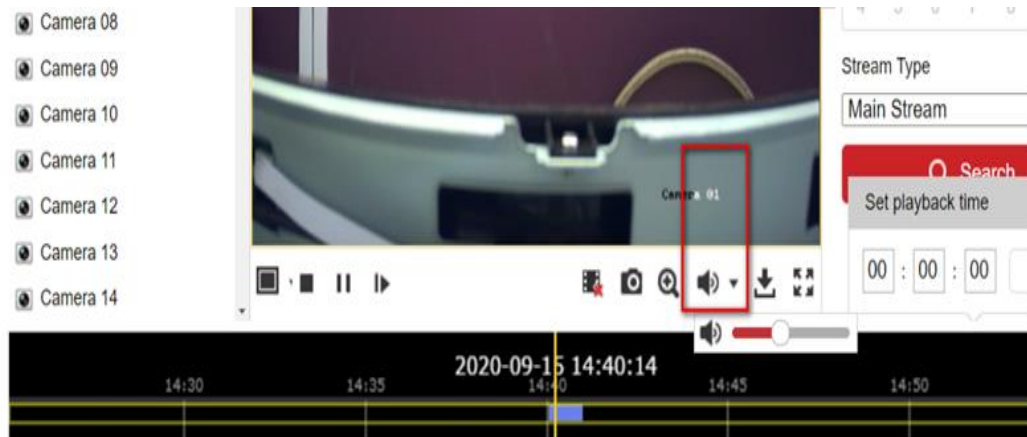
Method 1, on local GUI playback (A monitor which supports HDMI audio playing

Title:	How to Use DVR Coaxial Audio Preview and Playback Function	Version:	v1.0	Date:	09/18/2020
Product:	DVR			Page:	4 of 5

is required)



Method 2, log in to web page of DVR to play the recording sound.



Title:	How to Use DVR Coaxial Audio Preview and Playback Function	Version:	v1.0	Date:	09/18/2020
Product:	DVR			Page:	5 of 5

